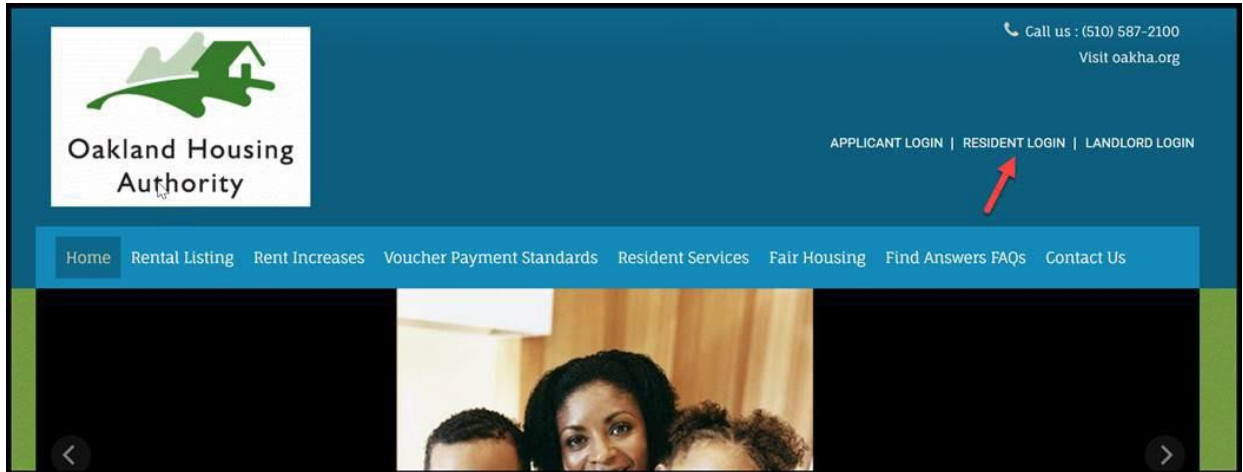


## Resident Portal Login Instructions

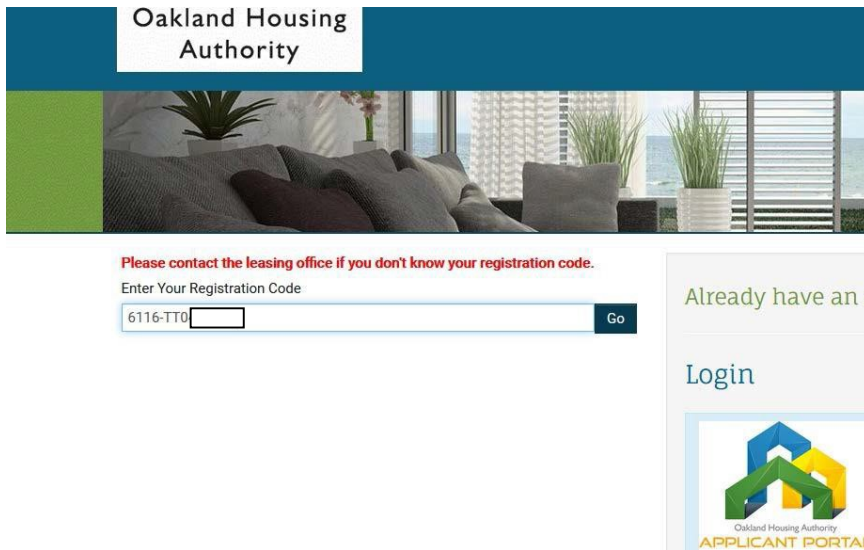
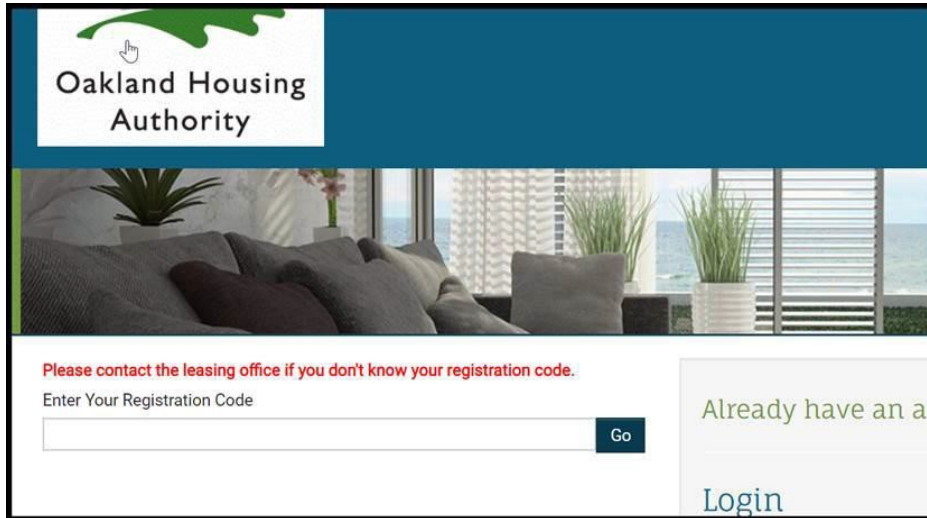
Log on to Resident portal at <https://myohaportal.oakha.org/>



Select "Click here to register"

The screenshot shows the "RESIDENT PORTAL" registration page. It features a light blue header with the text "Oakland Housing Authority" and "RESIDENT PORTAL". Below the header, a welcome message states: "Welcome! To create your account you must have a valid email address. If you do not have a valid email address, you will need to create one." This is followed by a section titled "Please click on the following links to access popular email providers:" with links for "Gmail", "Yahoo", and "Outlook". Below this is a registration form with fields for "User Name" and "Password", a "Sign In" button, and a link for "Forgot password? Click here to register." A red arrow points to the "Click here to register" link.

In the "Enter Your Registration Code" field input the code 6116-T+T0XXXXXX, adding your client ID. (Example 6116-TT0123456)



Enter Resident information, create a password and agree to Terms and Conditions. (Note: Your email address will be your username)

## Personal Details

First Name\*

Last Name\*

SSN #\*\*\*

Phone (Home)\*

## Account Information

Email Address• (Your email address is your user name)

Confirm E mail Address•

Password•

• • • • • • • •

Confirm Password•

• • • • • • • •

Registration should say "Registration Successful".

The screenshot shows a registration form on the left with fields for Name\*, #\*\*, and ie (Home)\*. A green notification box at the top right says "Registration Successful." Below it is the Oakland Housing Authority logo and the text "APPLICANT PORTAL". A blue notice box contains the text: "Notice- All OHA wait lists are currently closed. Income limits are available at <https://www.huduser.gov/portal/datasets/il.html>."

Welcome! To create your account you must have a valid email address. If you do not have a valid email address, you will need to create one. Please click on the following links to access popular email providers:

- [Gmail](#)
- [Yahoo](#)
- [Outlook](#)

User Name  
1619oha+2test@gmail.com

Password  
••••••••••

[Sign In](#)

[Forgot password?](#)  
[Click here to register.](#)

Once logged in you will be taken to your Information Homepage

The screenshot displays a web application interface for 'Compliance'. At the top left, there is a home icon and the text 'Compliance'. On the top right, there is a user profile icon and a 'Logged in as:' label followed by a text input field. The main content area features a grid of service tiles, each with an icon and a label: 'Basic Information' (person icon), 'Family Information' (family icon), 'My Waiting List Status' (calendar icon), 'My Inspections' (document icon), 'My Verifications' (document with checkmarks icon), 'Housing Assistance Payments' (stack of coins icon), 'Holds and Abatements' (document with exclamation mark icon), 'Attachments' (paperclip icon), 'Register With Another Agency' (document with arrow icon), and 'Contact Us' (envelope icon). To the right of the grid is a 'QUICK LINKS' section with a dropdown menu labeled 'I want to:' currently showing 'Update Contact Details' and a 'Go' button below it.